



# VIETNAM'S LABOUR MARKET UPDATE NEWSLETTER

QUATER I - 2023

<http://www.molisa.gov.vn>

## A. SOME LABOUR MARKET INDICATORS <sup>(1)</sup>

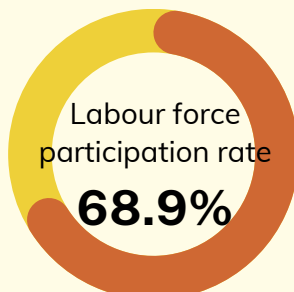
### LABOUR FORCE

**52.2 million people**

participating in the labour force

↗ 88.7 thousand people compared to Q4/2022

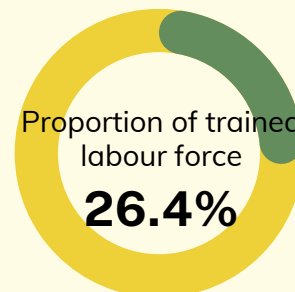
↗ 1,035.8 thousand people compared to Q1/2022



75.3% male



62.9% female



### EMPLOYMENT



Service

39.0%



Industry and construction

33.9%



Agriculture, forestry and fishery


27.1%

**51.1 million employed people**

↗ 0.1 million people compared to Q4/2022

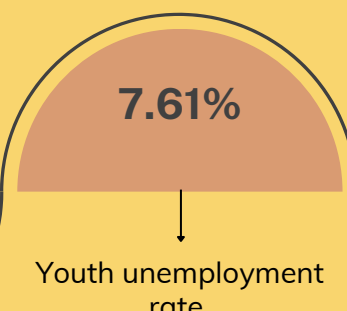
↗ 1.1 million people compared to Q1/2022

### UNEMPLOYMENT



Working-age unemployment rate

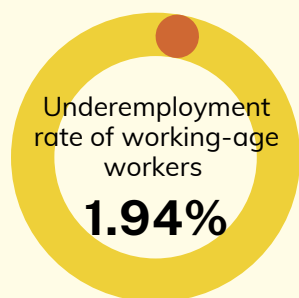
**2.25%**



Working-age youth unemployment rate in urban areas

**9.46%**

### UNDEREMPLOYMENT



885.5 thousand people in working-age are underemployed

↘ 12.4 thousand people compared to Q4/2022

↘ 443.1 thousand people compared to Q1/2022

### OWN-USE PRODUCTION WORKER IN AGRICULTURE



**4.0 million people**

↘ 0.2 million people compared to Q4/2022

↘ 0.8 million people compared to Q1/2022

### NON-AGRICULTURAL INFORMAL WORKERS

### INCOME OF SALARIED WORKERS



**7.9 million VND/month**

↗ 204 thousand VND compared to Q4/2022

↗ 578 thousand VND compared to Q1/2022

Unit: million VND/month

**8.3**



Male

**7.3**



Female

Proportion of non-agricultural informal workers

**54.0%**

↘ 0.6 percentage point compared to Q4/2022

↘ 2.1 percentage point compared to Q1/2022

## CHANGES IN EMPLOYMENT BY INDUSTRY IN Q1/2023 COMPARED TO Q4/2022 (THOUSAND PEOPLE)

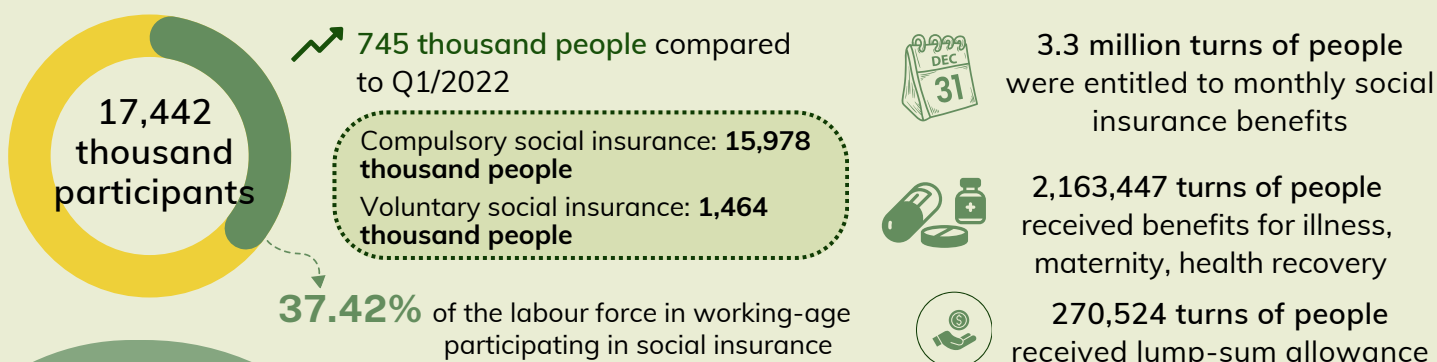


## CHANGES IN EMPLOYMENT BY INDUSTRY IN Q1/2023 COMPARED TO Q1/2022 (THOUSAND PEOPLE)

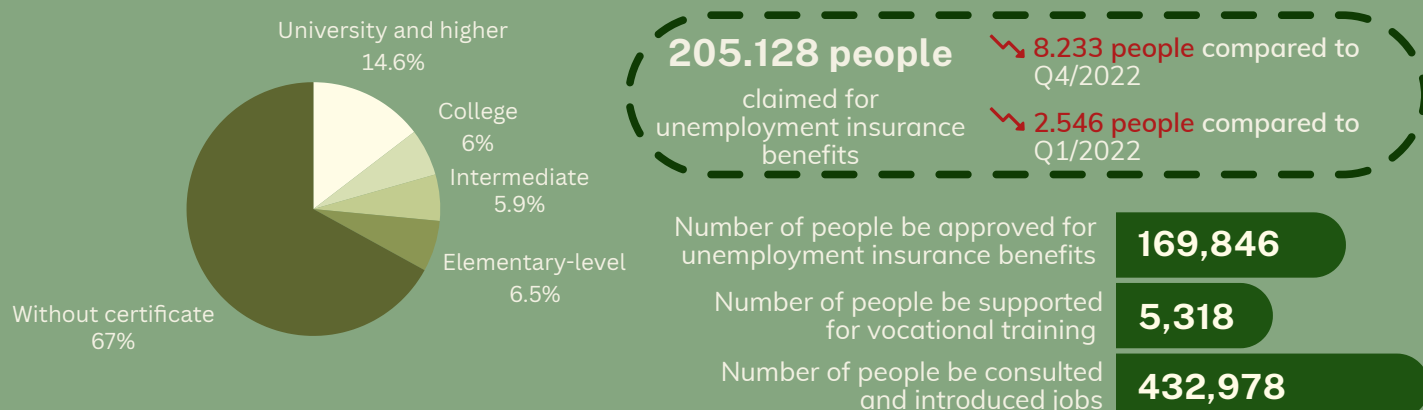


## B. SOCIAL INSURANCE AND UNEMPLOYMENT INSURANCE

### B1. SOCIAL INSURANCE (ESTIMATED TO 31/3/2023)<sup>(2)</sup>

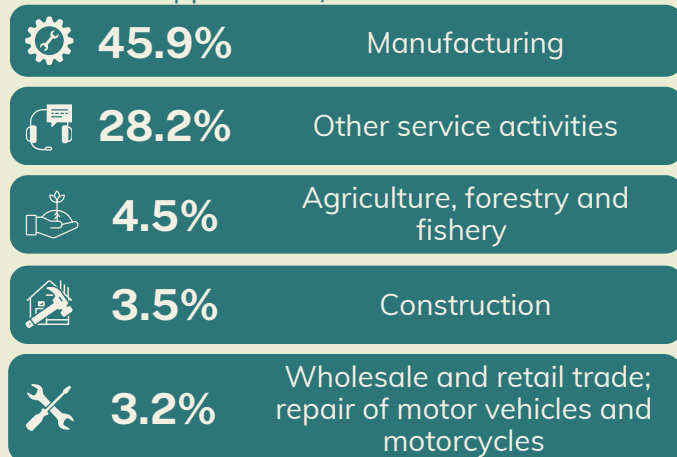


### B2. UNEMPLOYMENT INSURANCE<sup>(3)</sup>




## TOP 5 INDUSTRIES WITH THE HIGHEST RATE OF UNEMPLOYMENT INSURANCE APPLICATION

(accounting for the highest proportion in the total number of applications)



## TOP 5 OCCUPATIONS WITH THE HIGHEST RATE OF TOTAL APPLICATIONS FOR UNEMPLOYMENT INSURANCE

(accounting for the highest proportion in the total number of applications)



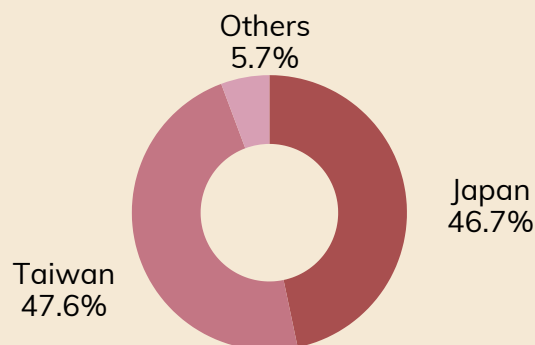
## C. LABOR MARKET TRANSACTIONS

### C1. SENDING WORKERS ABROAD UNDER CONTRACT <sup>(4)</sup>



37,923 Vietnamese went to work abroad in Q1/2023

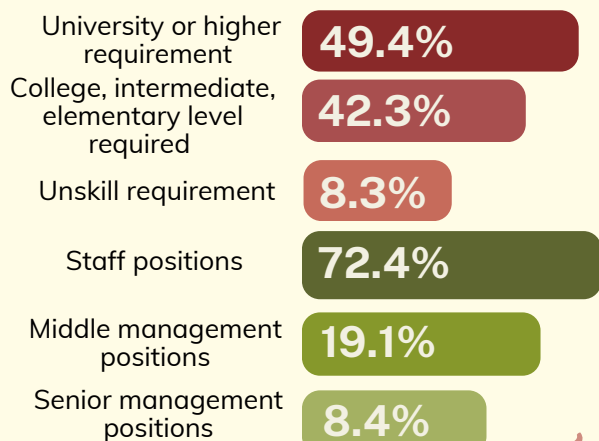
456 enterprises were licensed to send workers to work abroad by the end of Q1/2023



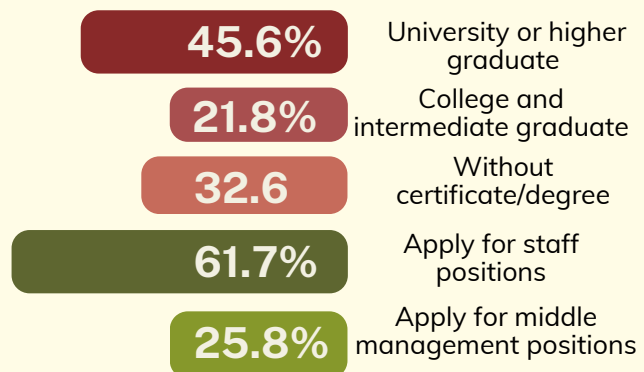
### C2. RECRUITMENT AND JOB SEEK TRENDS <sup>(5)</sup>

Analysis of recruitment data of enterprises and job search data of workers from the internet in Q1/2023: 16.730 turns of recruit for 75.285 workers, 72.458 workers are searching for jobs

#### RECRUITMENT TRENDS



#### CHARACTERISTICS OF JOB SEEKERS



**40.9%** Salary expectation of 5-10 million VND/month

**27.1%** Salary expectation of 10-15 million VND/month

**47.2%** From 30 to 39 years old

**37.6%** From 20 to 29 years old

## TOP 5 INDUSTRIES WITH THE HIGHEST RECRUITMENT DEMAND

Information and communication	15.11%
Manufacturing	13.23%
Financial, banking and insurance activities	13.04%
Whole sale and retail trade; repair of motor vehicles and motorcycles	11.01%
Professional, scientific and technical activities	9.03%

## TOP 5 OCCUPATIONS WITH THE HIGHEST RECRUITMENT DEMAND

Senior expert	36.50%
Leadership and management in the enterprise	26.62%
Mid-level specialist	19.82%
Machine assemblers and operators	6.95%
Office assistant	2.93%

## TOP 5 OCCUPATIONS WITH THE HIGHEST RECRUITMENT DEMAND

Software development, network administration, network security, data and communications specialist,...

Accounting and finance

Business, sales, product management

Health consulting and jobs related to health care

Mechanical, electronic, automation engineer

## TOP 5 OCCUPATIONS WITH THE HIGHEST JOB SEEK

Simple labor in industry

Sales and business staff

Accounting and finance


Production manager

Human resource management and project management

## D. THE LABOR MARKET OUTLOOK Q2/2023<sup>(5)</sup>



**51.25 million people**  
have jobs

 **150 thousand people**  
compared to Q1/2023

## FORECAST OF +/- JOB DEMAND IN SOME INDUSTRIES

Manufacturing electronic products, computers and optical products

**+28.2 thousand people**

Food production and processing

**+18.6 thousand people**

Beverage production

**+4.7 thousand people**

Sewing costumes

**-38.1 thousand people**

Produces beds, cabinets, tables, chairs

**-38.0 thousand people**

Print and copy records of all types

**-37.8 thousand people**

### DATA SOURCES

- (1) General Statistics Office - Statistics and Data of Quarterly Labour Force Survey
- (2) Department of Social Insurance
- (3) Department of Employment
- (4) Department of Overseas Labor Management
- (5) Institute of Labor Science and Social affairs

### EDITORIAL BOARD OF VIETNAM'S LABOUR MARKET UPDATE NEWSLETTER MINISTRY OF LABOUR – INVALIDS AND SOCIAL AFFAIRS

 **0243.9361807**

 **bantinttld@molisa.gov.vn**

 **<http://www.molisa.gov.vn>**