



VIETNAM'S LABOUR MARKET UPDATE NEWSLETTER

QUATER II - 2023

<http://www.molisa.gov.vn>

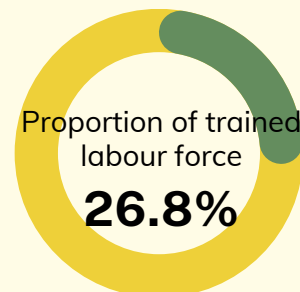
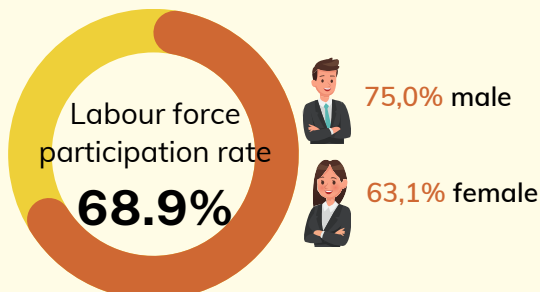
A. SOME LABOUR MARKET INDICATORS ⁽¹⁾

LABOUR FORCE

52.3 million people
participating in the labour force

↗ 100 thousand people compared
to Q1/2023

↗ 0.7 million people compared to
Q2/2022



EMPLOYMENT

Service

39.7%

Industry and construction

33.4%

Agriculture, forestry
and fishery


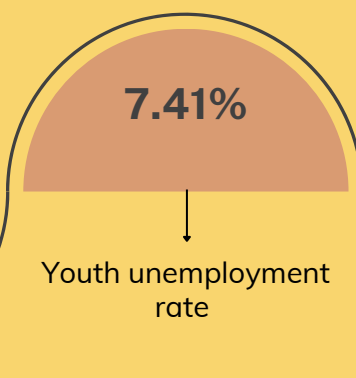
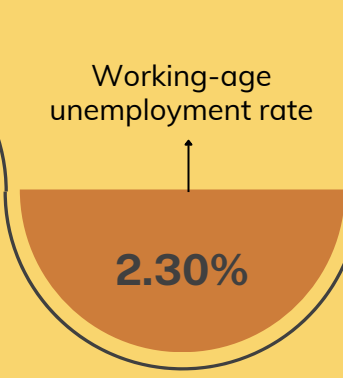

27.0%

51.2 million employed people

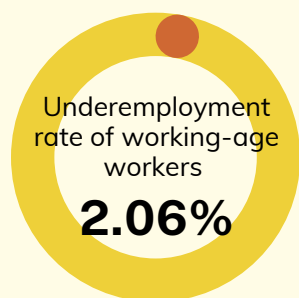
↗ 83.3 thousand people compared to Q1/2023

↗ 691.4 thousand people compared to Q2/2022

UNEMPLOYMENT



UNDEREMPLOYMENT



940.7 thousand people in
working-age are underemployed

↗ 54.9 thousand people compared to
Q1/2023

↗ 58.9 thousand people compared to
Q2/2022

OWN-USE PRODUCTION WORKER IN AGRICULTURE



3.9 million people

↘ 60 thousand people
compared to Q1/2023

↘ 0.4 million people
compared to Q2/2022

NON-AGRICULTURAL INFORMAL WORKERS

INCOME OF SALARIED WORKERS



7.0 million VND/month

↘ 79 thousand VND
compared to Q1/2023

↗ 355 thousand VND
compared to Q2/2022

Unit: million VND/month

8.0



Nam

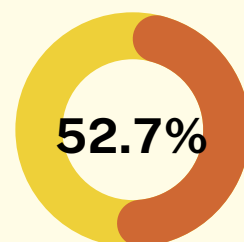
5.8



Nữ

Proportion of
non-agricultural informal
workers

↘ 1.3 percentage point
compared to Q1/2023



CHANGES IN EMPLOYMENT BY INDUSTRY IN Q2/2023 COMPARED TO Q1/2023 (THOUSAND PEOPLE)

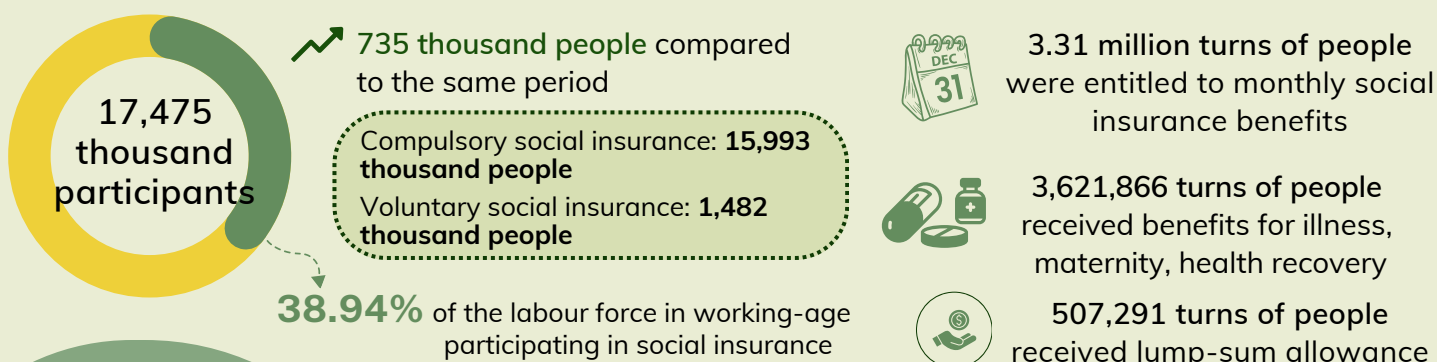


CHANGES IN EMPLOYMENT BY INDUSTRY IN Q2/2023 COMPARED TO Q2/2022 (THOUSAND PEOPLE)

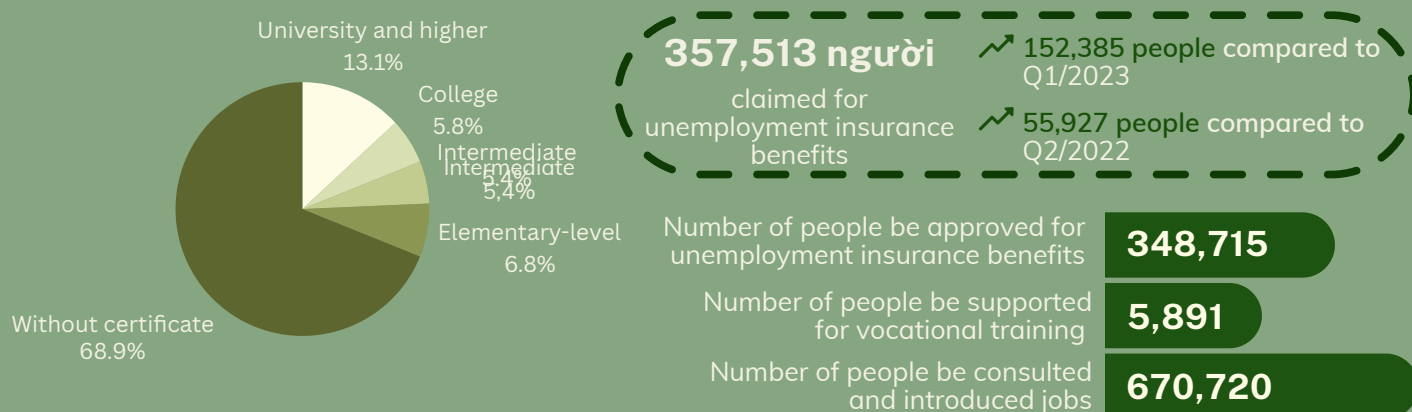


B. SOCIAL INSURANCE AND UNEMPLOYMENT INSURANCE

B1. SOCIAL INSURANCE (ESTIMATED TO 31/5/2023)⁽²⁾

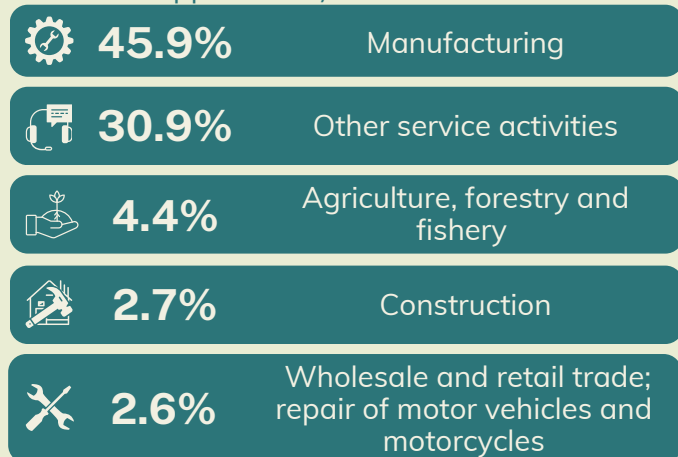


B2. UNEMPLOYMENT INSURANCE⁽³⁾




TOP 5 INDUSTRIES WITH THE HIGHEST RATE OF UNEMPLOYMENT INSURANCE APPLICATION

(accounting for the highest proportion in the total number of applications)



TOP 5 OCCUPATIONS WITH THE HIGHEST RATE OF TOTAL APPLICATIONS FOR UNEMPLOYMENT INSURANCE

(accounting for the highest proportion in the total number of applications)



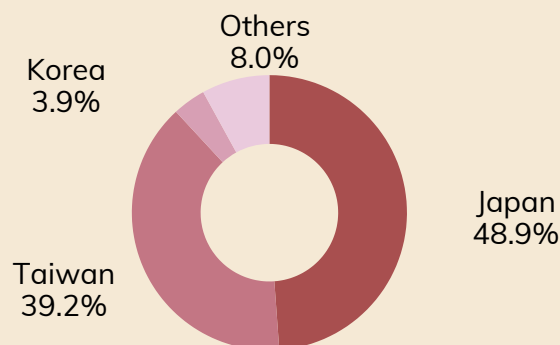
C. LABOR MARKET TRANSACTIONS

C1. SENDING WORKERS ABROAD UNDER CONTRACT ⁽⁴⁾



34,371 28,500 Vietnamese went to work abroad in Q2/2023

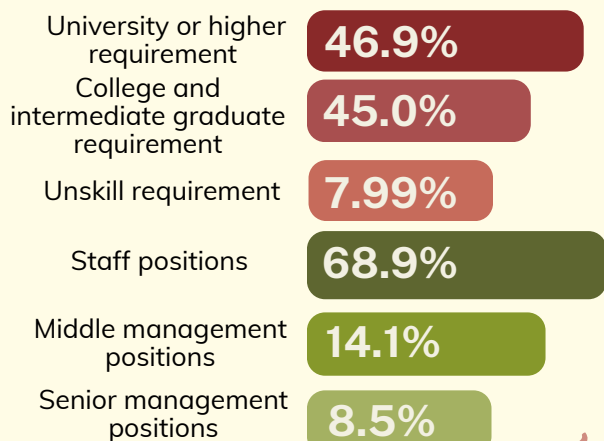
467 enterprises were licensed to send workers to work abroad by the end of Q2/2023



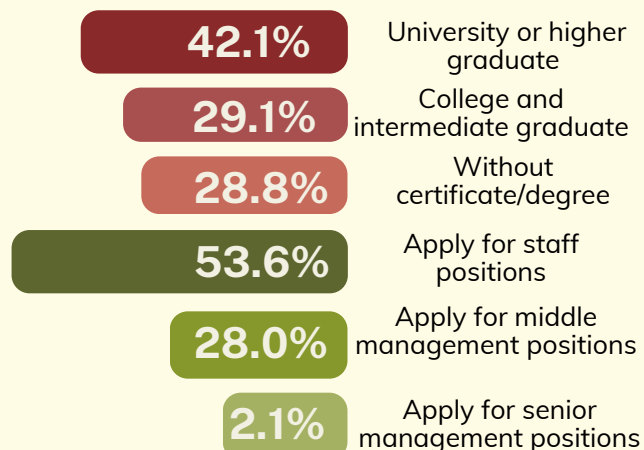
C2. RECRUITMENT AND JOB SEEK TRENDS ⁽⁵⁾

Analysis of recruitment data of enterprises and job search data of workers from the internet in Q2/2023: 20,144 turns of recruit for 70,504 workers, 78,074 workers are searching for jobs

RECRUITMENT TRENDS



CHARACTERISTICS OF JOB SEEKERS








48.0% Salary expectation of 5-10 million VND/month

29.9% Salary expectation of 10-15 million VND/month

40.1% From 30 to 39 years old

36.5% From 20 to 29 years old

TOP 5 INDUSTRIES WITH THE HIGHEST RECRUITMENT DEMAND

Information and communication	17.54%	
Financial, banking and insurance activities	13.35%	
Whole sale and retail trade; repair of motor vehicles and motorcycles	11.66%	
Other service activities	8.78%	
Administrative and support service activities	8.10%	

TOP 5 OCCUPATIONS WITH THE HIGHEST RECRUITMENT DEMAND

Senior expert	27.50%
Leadership and management in the enterprise	24.73%
Mid-level specialist	20.46%
Service and sales staff	7.60%
Machine assemblers and operators	6.08%

TOP 5 OCCUPATIONS WITH THE HIGHEST RECRUITMENT DEMAND

Accountant

Administrative and office staff

IT-Software engineer

Customer service

Advertising, marketing

TOP 5 OCCUPATIONS WITH THE HIGHEST JOB SEEK

Real estate broker

Textile

Food & Beverage


Transportation and storage

Insurance

D. THE LABOR MARKET OUTLOOK Q3/2023⁽⁵⁾



51.5 million people
have jobs

 **267 thousand people**
compared to Q2/2023

FORECAST OF +/- JOB DEMAND IN SOME INDUSTRIES

Food Service

+114 thousand people

Wholesale (except for cars, motorcycles, motorbikes and other motor vehicles)

+105 thousand people

Manufacture of electrical equipment

+69,7 thousand people

Production of costumes

-123 thousand people

Agriculture and related service activities

-78 thousand people

Retail (except for automobiles, motorcycles, motorbikes and other motor vehicles)

-32 thousand people

DATA SOURCES

- (1) General Statistics Office - Statistics and Data of Quarterly Labour Force Survey
- (2) Department of Social Insurance
- (3) Department of Employment
- (4) Department of Overseas Labor Management
- (5) Institute of Labor Science and Social affairs

EDITORIAL BOARD OF VIETNAM'S LABOUR MARKET UPDATE NEWSLETTER MINISTRY OF LABOUR – INVALIDS AND SOCIAL AFFAIRS



0243.9361807



bantinttld@molisa.gov.vn



<http://www.molisa.gov.vn>