



VIETNAM'S LABOUR MARKET UPDATE NEWSLETTER

QUARTER I - 2025

A. SOME LABOUR MARKET INDICATORS ⁽¹⁾

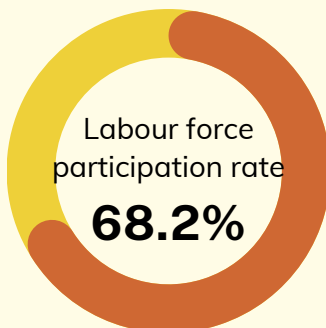
LABOUR FORCE

52.9 million people

participating in the labour force

↓ 230.7 thousand people compared to Q4/2024

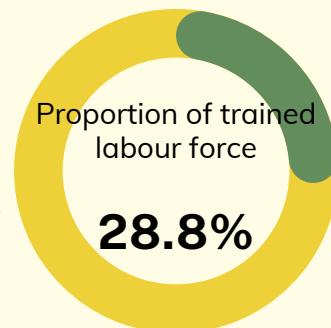
↑ 532,0 thousand people compared to Q1/2024



74.2% male



62.4% female



EMPLOYMENT



Service

40.7%



Industry and construction

33.3%



Agriculture, forestry and fishery


26.0%

51.9 million employed people

↓ 234.0 thousand people compared to Q4/2024

↑ 523.1 thousand people compared to Q1/2024

UNEMPLOYMENT



in working-age unemployed

↓ 10.7 thousand people compared to Q4/2024

↓ 14.4 thousand people compared to Q1/2024

Working-age unemployment rate

2.20%

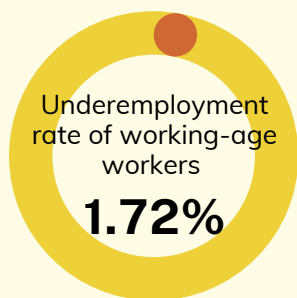
7.93%

Youth unemployment rate

Working-age unemployment rate in urban areas

2.38%

UNDEREMPLOYMENT



797,0 thousand people in working-age are underemployed

↑ 32.4 thousand people compared to Q4/2024

↓ 136,0 thousand people compared to Q1/2024

OWN-USE PRODUCTION WORKER IN AGRICULTURE

3.8 million people

↑ 168.2 thousand people compared to Q4/2024

↓ 117.4 thousand people compared to Q1/2024



INCOME OF SALARIED WORKERS



9.4 million VND/month

↑ 906 thousand VND compared to Q1/2024

Unit: million VND/month

9.8



Male

8.9



Female

INFORMAL WORKERS

Proportion of informal workers

54.2%

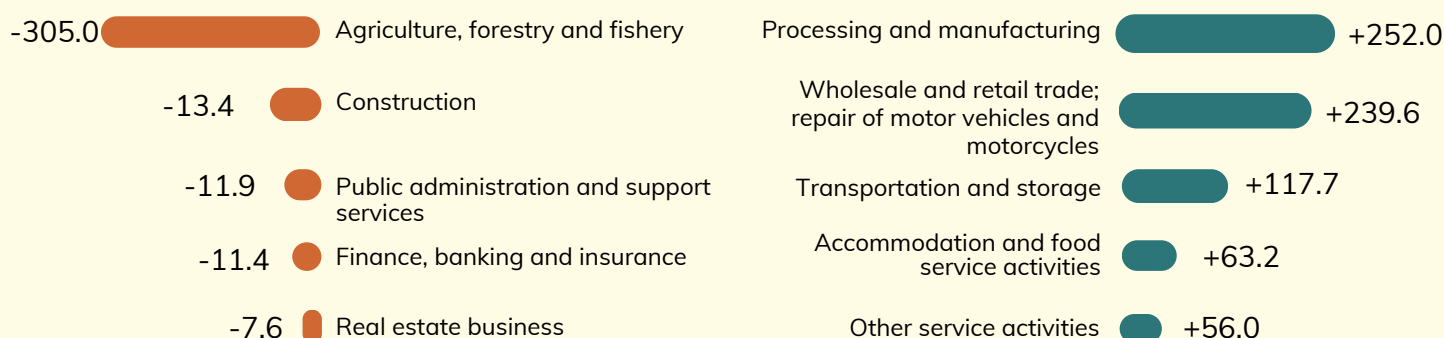
↑ 0.8 percentage point compared to Q4/2024

↑ 0.2 percentage point compared to Q1/2024

CHANGES IN EMPLOYMENT BY INDUSTRY IN Q1/2025 COMPARED TO Q4/2024 (THOUSAND PEOPLE)

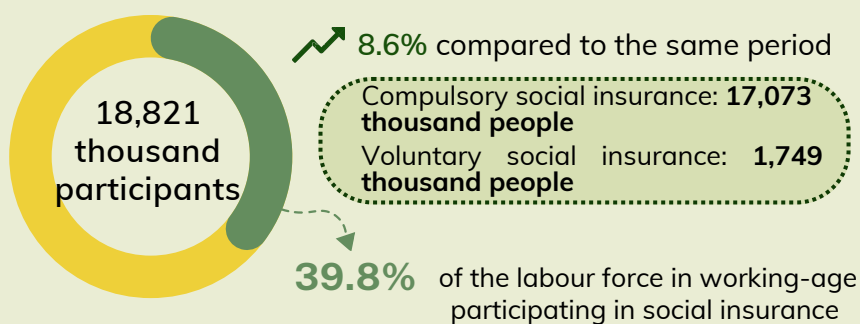


CHANGES IN EMPLOYMENT BY INDUSTRY IN Q1/2025 COMPARED TO Q1/2024 (THOUSAND PEOPLE)



B. SOCIAL INSURANCE AND UNEMPLOYMENT INSURANCE

B1. SOCIAL INSURANCE ⁽²⁾



Situation of resolving social insurance regimes in Q1/2025

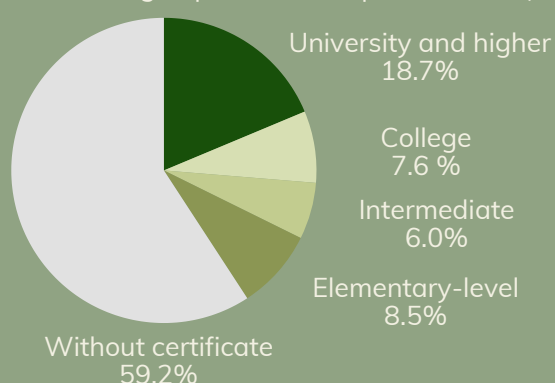
3,349 thousand people were entitled to retirement pension and monthly social insurance benefit

Specifically:

- 2,794 thousand people** were entitled to retirement pension
- 555 thousand people** were entitled to monthly social insurance benefit

B2. UNEMPLOYMENT INSURANCE ⁽³⁾

Structure of applicants for unemployment benefits according to professional qualifications (%)



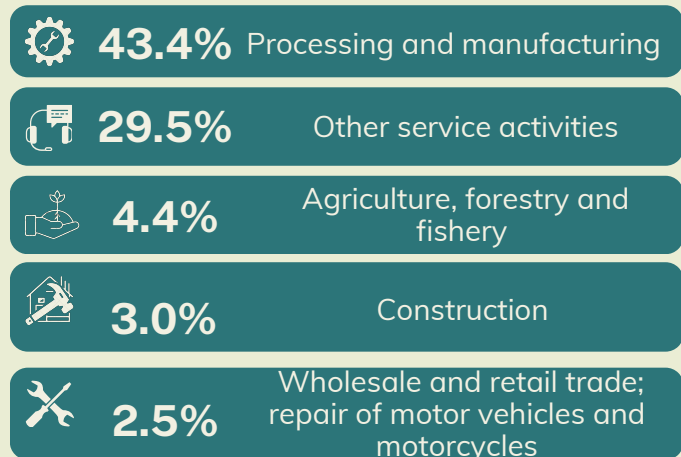
144,889 người claimed for unemployment insurance benefits

- 29.6 thousand people compared to Q4/2024
- 24.2 thousand people compared to Q1/2024

Number of people be approved for unemployment insurance benefits	123,835
Number of people be consulted	406,098
Number of people be consulted and introduced jobs	31,894
Number of people be supported for vocational training	3,636


TOP 5 INDUSTRIES WITH THE HIGHEST RATE OF UNEMPLOYMENT INSURANCE APPLICATION

(accounting for the highest proportion in the total number of applications)



TOP 5 OCCUPATIONS WITH THE HIGHEST RATE OF TOTAL APPLICATIONS FOR UNEMPLOYMENT INSURANCE

(accounting for the highest proportion in the total number of applications)



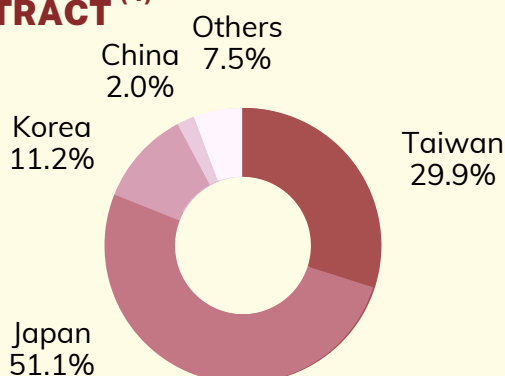
C. LABOR MARKET TRANSACTIONS

C1. SENDING WORKERS ABROAD UNDER CONTRACT ⁽⁴⁾



37,027 Vietnamese went to work abroad in Q1/2025

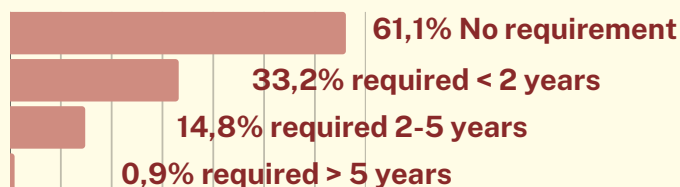
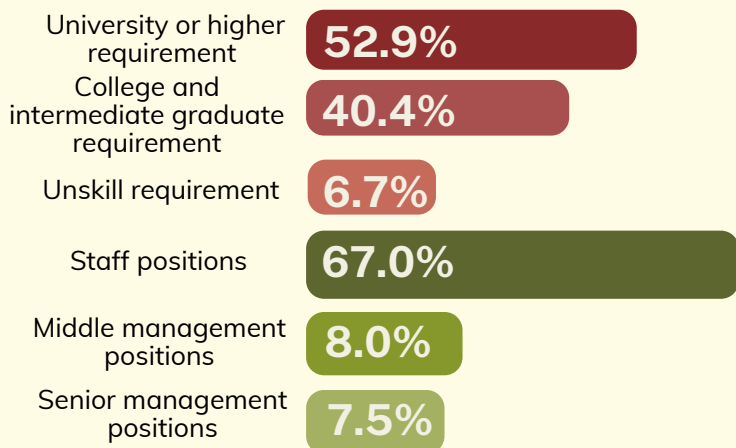
503 enterprises were licensed to send workers to work abroad by the end of Q1/2025



C2. RECRUITMENT AND JOB SEEK TRENDS

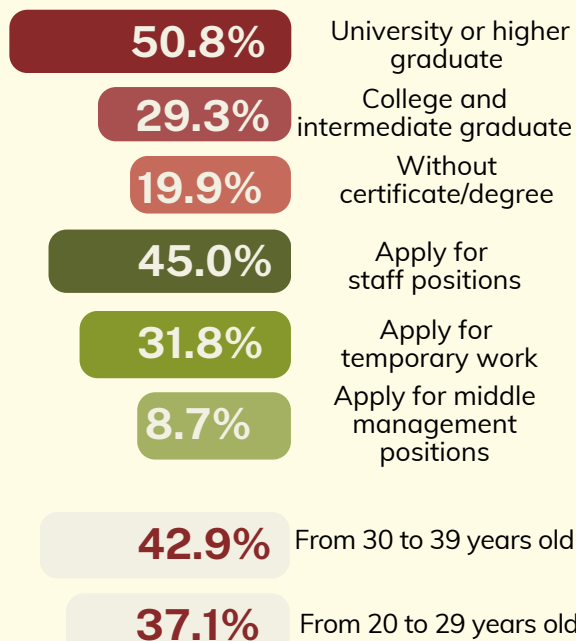
Analysis of recruitment data of enterprises and job search data of workers from the internet in Q1/2025

RECRUITMENT TRENDS



Required experience jobs

CHARACTERISTICS OF JOB SEEKERS



TOP 5 INDUSTRIES WITH THE HIGHEST RECRUITMENT DEMAND



Wholesale and retail trade



Education and training



Real estate business



Computer programmer, IT service



Manufacture of rubber and plastics products

TOP 5 OCCUPATIONS WITH THE HIGHEST RECRUITMENT DEMAND

Sales staff

Customer services staff

Sales executive

Technical employee

Logistics/transportation

TOP 5 OCCUPATIONS WITH THE HIGHEST JOB SEEK

Business administration

Customer information officer

Sales & purchase brokerage

Other sales staff

Sales, marketing and designer

D. THE LABOR MARKET OUTLOOK Q2/2025 ⁽⁵⁾



52,2 million people
have jobs



350 thousand people
compared to Q1/2025

FORECAST OF +/- JOB DEMAND IN SOME INDUSTRIES (compared to the same period)

Textile

+4,9%

Manufacture of rubber and plastic products

+4,2%

The rattan and bamboo processing industry

+3,7%

Extractive

-1,8%

The Beverage Manufacturing

-0,2%

Manufacturing of cigarettes

-0,1%

DATA SOURCES

- (1) General Statistics Office - Statistics and Data of Quarterly Labour Force Survey
- (2) Department of Salary and Social Insurance
- (3) Department of Employment
- (4) Department of Overseas Labor Management
- (5) Institute of State Organizational and Labor Science

EDITORIAL BOARD OF VIETNAM'S LABOUR MARKET UPDATE NEWSLETTER MINISTRY OF HOME AFFAIRS



(84-024)6282 6778



vienkhtcnn@moha.gov.vn



<https://isos.gov.vn/Ban-Tin-Thi-truong-lao-dong>